

! WARNING

- YOU COULD BE KILLED OR SERIOUSLY INJURED IF YOU DO NOT READ AND UNDERSTAND THIS BOOKLET BEFORE USING PRODUCT
- SPECIAL TRAINING AND KNOWLEDGE ARE REQUIRED TO USE THIS PRODUCT
- YOU MUST THOROUGHLY READ AND UNDERSTAND ALL MANUFACTURER'S INSTRUCTIONS BEFORE USE
- USE AND INSPECT THIS PRODUCT ONLY IN ACCORDANCE WITH THE MANUFACTURER'S INSTRUCTIONS
- YOU CAN CONTACT THE MANUFACTURER AT 706-764-1437 FOR IMPORTANT SAFETY INFORMATION.

PMI LIMITED WARRANTY

PMI products are warranted to the original retail purchaser to be free from defect in material and workmanship for a period of one year. PMI will repair or replace the item without charge provided inspection at our factory discloses no misuse or alteration, which, in our judgement, has affected the condition or functioning of the product. All implied warranties imposed by law in connection with the sale of PMI products are also limited in duration to a period of one year. PMI expressly excludes and shall not be liable for any consequential damages arising out of any breach of the express or implied warranties on sales of PMI products. Because of the high risks involved in high angle rope work such as, but not limited to, rescue, rope access, caving, rappelling, rock climbing and mountaineering, no further warranties exist or are implied by PMI. Regulations issued under the Magnuson-Moss Warranty Act require us to include the following statement: some states do not allow limitations on how long an implied warranty lasts nor the excluding or limitation of incidental or consequential damages, so the above limitations may not apply to you.



PIGEON MOUNTAIN
PMI
INDUSTRIES

Pigeon Mountain Industries, Inc

In North America
Phone (888) 764-1437
Fax (800) 952-3747

International Customer Service
Phone (706) 764-1437
Fax (706) 764-1531

E-Mail and World Wide Web
Info@pmirop.com
www.pmirop.com

PMI

HASTY HARNESS

SG51114 PMI HASTY HARNESS

ONE SIZE FITS MOST

The PMI HASTY HARNESS is intended for use as an EVACUATION SEAT HARNESS. It is specifically designed to be lightweight, efficient, and easy to put on a patient in distress. The strategic cutout of material from the lower area and use of dual straps for between the legs provides a surprisingly comfortable fit for virtually all body sizes.



PIGEON MOUNTAIN INDUSTRIES

ADDRESS:

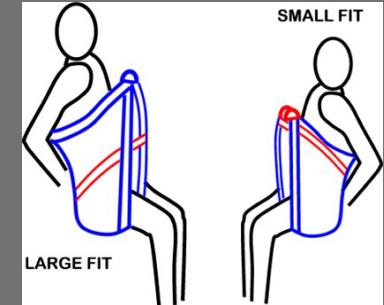
PMI inc.
PO Box 803
Lafayette, Georgia
30728-0803 USA

PHONE:

(888) 764-1437
(706) 764-1437

eMail / WEB:

custserv@pmirop.com
www.pmirop.com



Proper training is required before use. Read and retain these user instructions in a permanent record, and maintain a copy with the harness along with the product use and care record. A use and care record should be established and maintained by the purchaser or user of the life safety harness according to his need, and should include records specific to that harness. Specific information to note would include date of purchase; date put into service; and service, maintenance and inspection records. Refer to this information before and after each use.

The user of this equipment assumes all risks and responsibilities associated with its use

V1-0802

USING THE HARNESS:

A conscious and cooperative person that is capable of assisting in his rescue can easily be instructed on how to put the HASTY HARNESS on himself. There are two rigging options:

- LARGE FIT (for most adults or large children) – connect **ALL FOUR (4) D-RINGS**
- SMALL FIT (for most children or small adults) – connect **ALL FOUR (4) SEWN LOOPS**

1) LARGE FIT (*See drawing*)

- Position the inside of the harness (ALL YELLOW side) around the back and buttocks so that the:
 - two LONG BLUE STRAPS hang between the legs and
 - SHORT STRAP D-RINGS are under each arm
- Position all FOUR D-RINGS together at the chest
- Clip a locking carabiner through **ALL FOUR (4) D-RINGS**

2) SMALL FIT (*See drawing*)

- Position the inside of the harness (ALL YELLOW side) around the back and buttocks so that the:
 - two LONG BLUE STRAPS hang between the legs
 - RED LOOPS (sewn along side of harness) are under each arm
NOTE: the extra harness material (for upper back support) can either be folded back and left to hang out of the way or tucked in behind the person's back
- Position all FOUR SEWN LOOPS together at the chest
NOTE: the D-rings and extra length of blue strap can simply hang down or be tucked away
- Clip a locking carabiner through **ALL FOUR (4) SEWN LOOPS**

HARNESS CARE & MAINTENANCE

Proper harness maintenance is essential for maximum performance and safety.

- Store harness loosely packed in a clean, dry environment
- A wet harness should be thoroughly dried before storage
- Do not expose the harness to direct flame or high temperature
- Do not expose the harness to chemicals or damaging substances
- Harness may be hand washed in cool water. Use clear water or a non-detergent cleanser, and rinse thoroughly

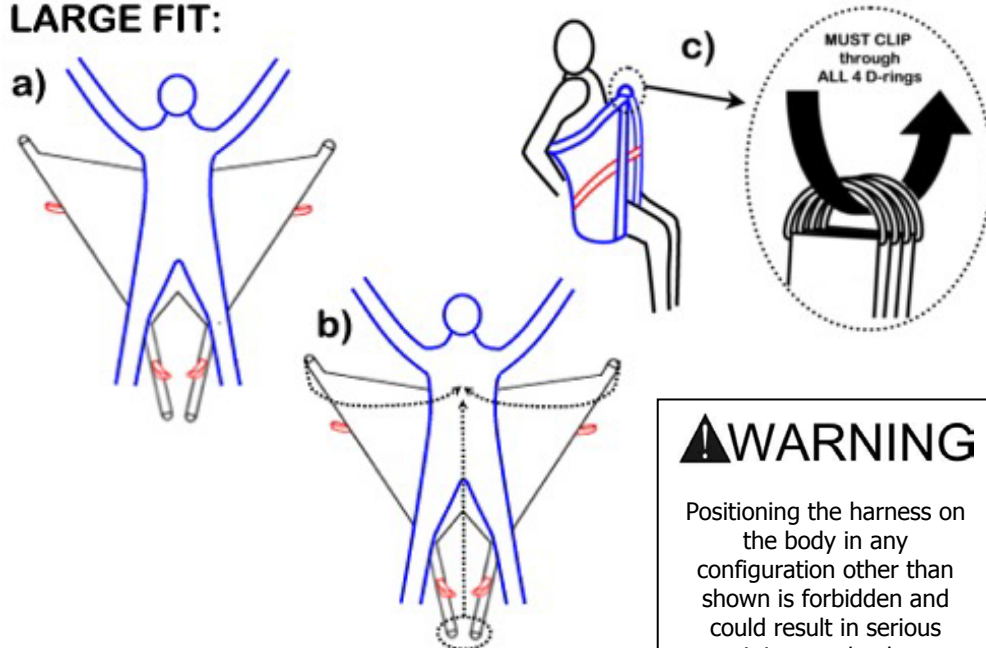
Inspect the harness prior to each use, paying special attention to load bearing buckles and components. Inspection criteria should be established by the user according to his needs, and must consider at least the following hazards:

- Missing or torn components
- Improperly functioning attachment points
- Chemical damage or exposure
- Heat Damage
- Webbing and/or stitching that shows excessive wear

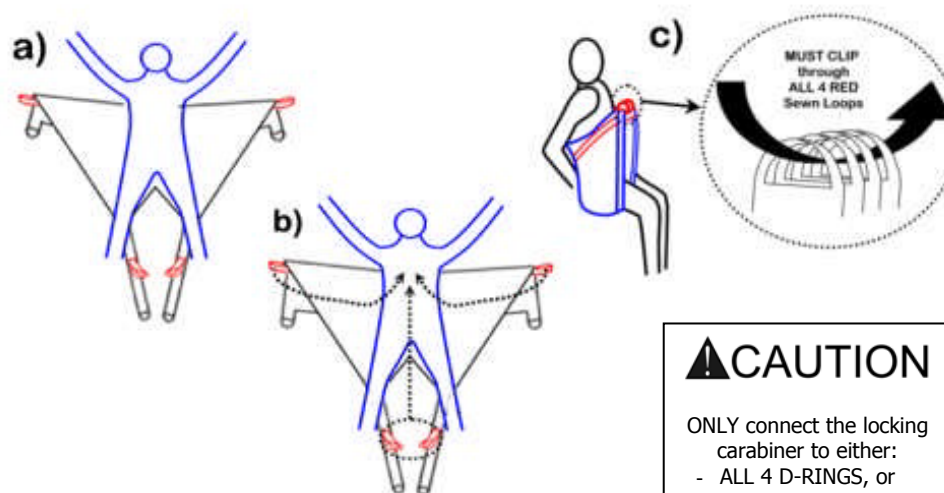
Remove the harness from service and destroy it if it does not pass inspection or if there is any doubt about the safety or serviceability of the harness. If any of the following conditions are true, the belt must be discarded:

- If the harness has sustained a significant fall (ie, fall factor 1 or greater)
- If the load bearing components of the harness are damaged in any way
- If the stitching shows excessive wear, is cut, or is otherwise affected in a way that might affect harness function or performance
- If webbing is not properly rigged, or shows damage or dysfunction that might affect harness performance
- If the harness has been visibly damaged by heat, chemical or other hazardous condition
- If the harness has been in use for 5 years, regardless of condition

LARGE FIT:



SMALL FIT:



INSPECT BEFORE EACH USE!

Inspect the harness upon receipt and before each use to ensure that it has not been damaged during shipment or by any other means during storage.

CAUTION

ONLY connect the locking carabiner to either:

- ALL 4 D-RINGS, or
- ALL 4 SEWN LOOPS

Do NOT clip any mix of D-RINGS and SEWN LOOPS. Improper fit will likely occur and may result in unsafe support to the wearer.